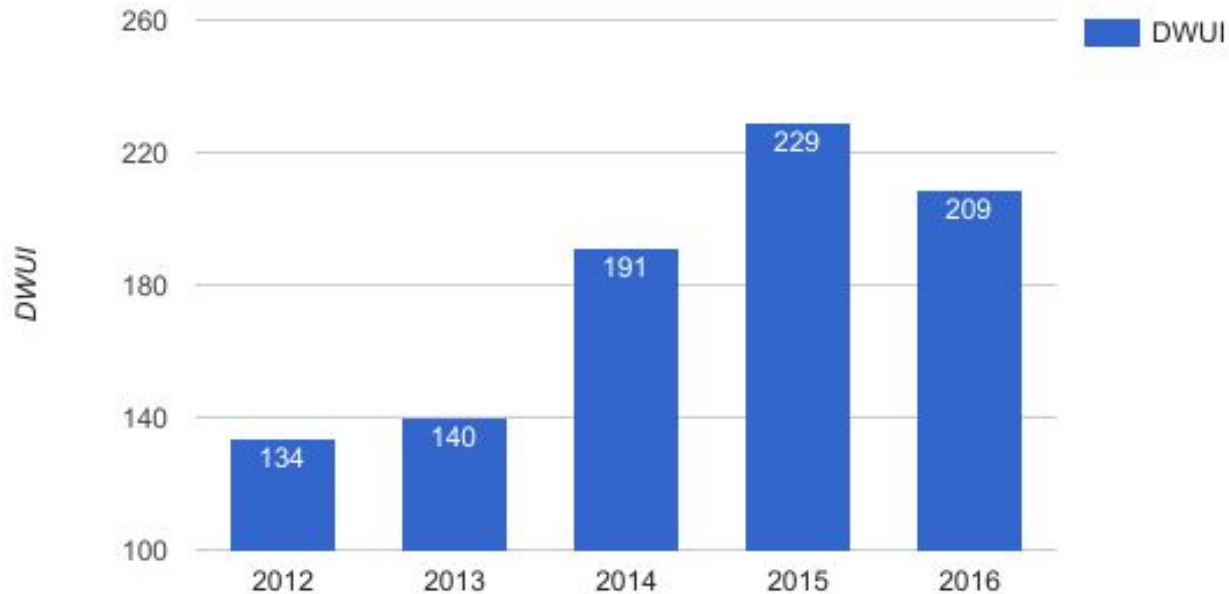


Liquor Ordinance Revision

Event Success

- Six year development of the Alcohol Event Permit Process
- Successful Partnership with community event organizers and Liquor Dealers
- “Best Practices” were implemented for event permits
- Arrests and negative incidents at events are down
- Proposed Ordinance revision includes implementing “Best Practices” on a daily basis

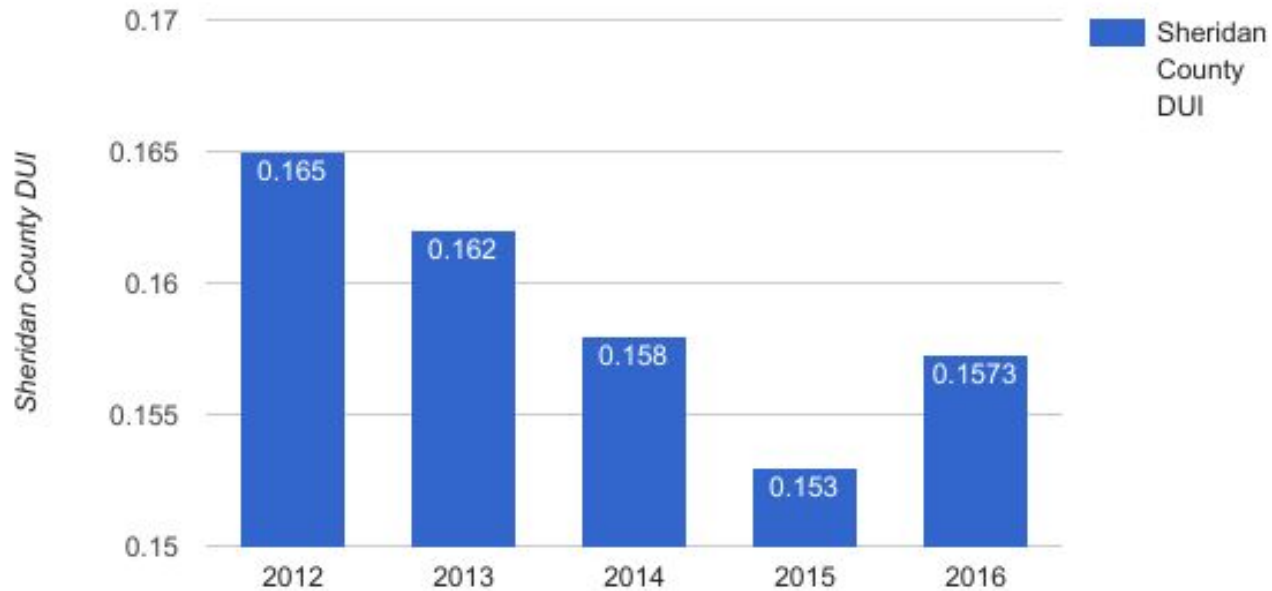
DWUI Arrests Comparison Calendar year 2012 - 2016



Sheridan Police
Department Statistics

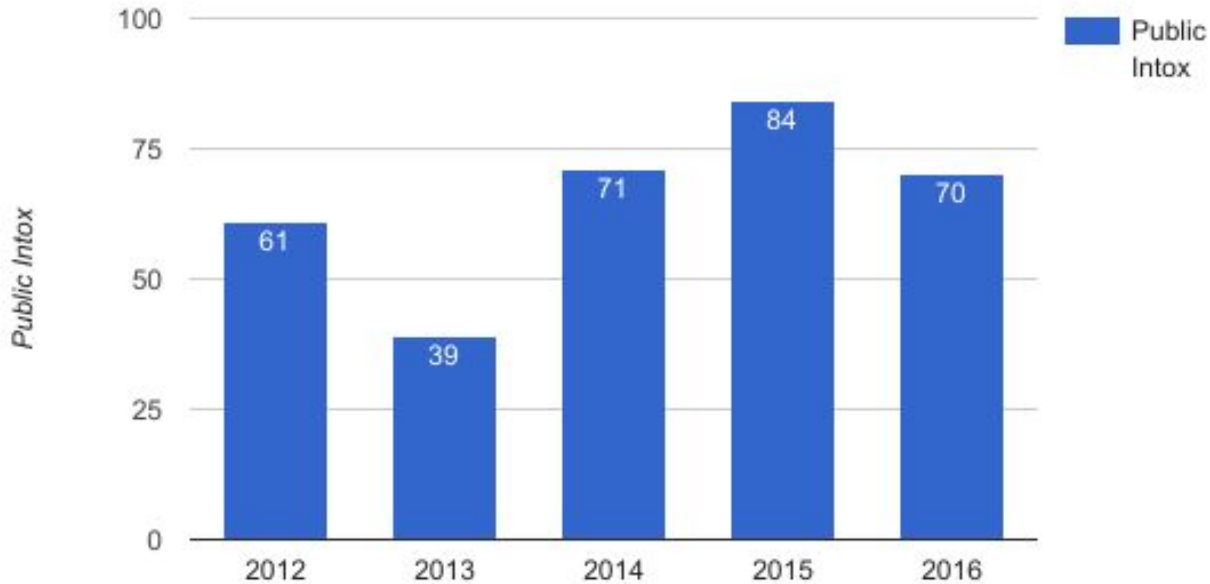
Statewide Total: 3729 in 2016

Sheridan County DUI BAC's 2012 - 2016



Statewide Average in 2016: .1591

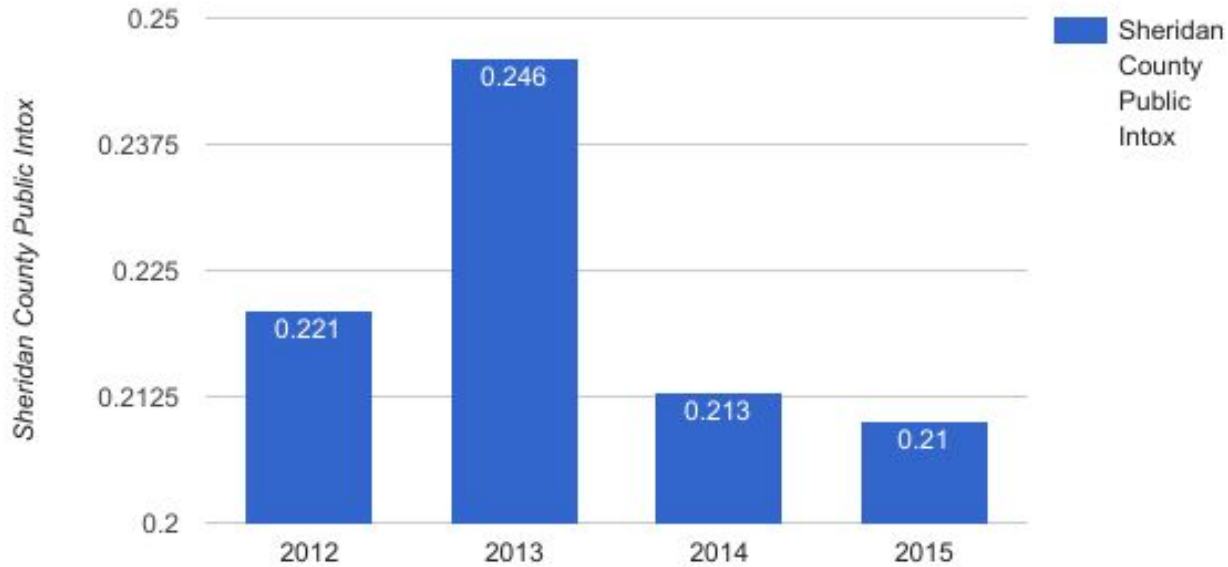
Public Intoxication arrests 2012 - 2016



Sheridan Police
Department Statistics

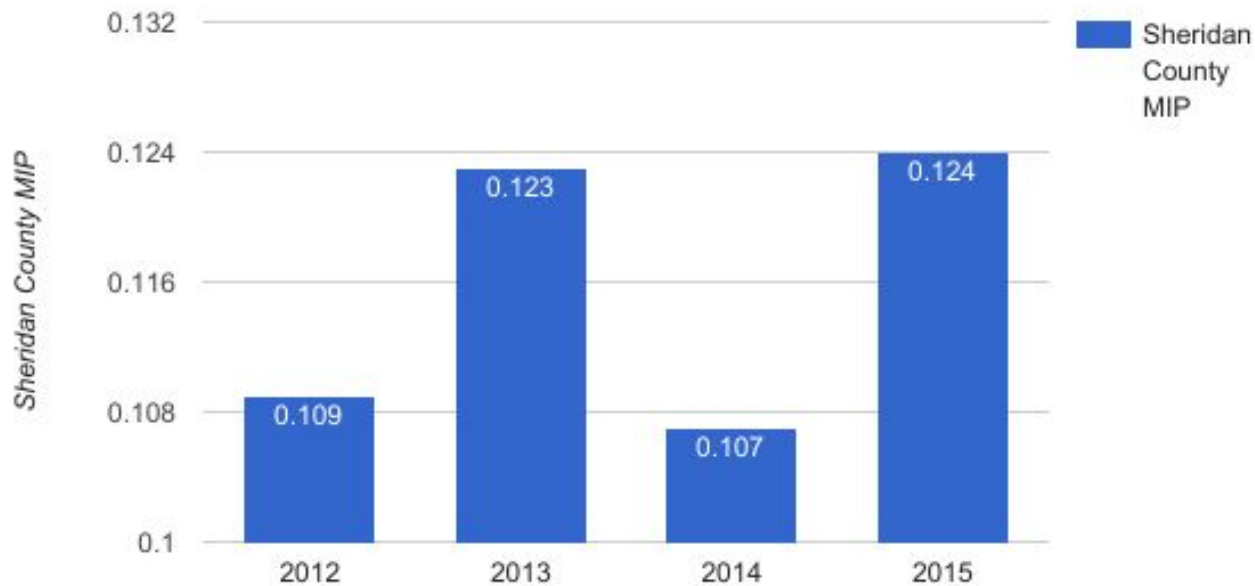
Statewide Total: 2677 in 2016

Sheridan County Public Intox BAC's 2012 - 2015



Statewide Average in 2015: .2391

Sheridan County Minor in Possession of Alcohol BAC's 2012 - 2015




5 year Underage Alcohol Decoy Compliance Success Rates

- 2012 - 84%
- 2013 - 88%
- 2014 - 90%
- 2015 - 83%
- 2016 - 93%

Four Worst Compliance %'s

31%
33%
50%
55%

See tab "Underage Compliance Chart"
in Draft Ordinance Manual for all
compliance %'s



Examples of Alcohol Related Impacts

- Aggravated Assault where subject was run over by a car
- Bartender burglarized jewelry business and then came back to bar with stolen property
- Aggravated assault that created community race related turmoil
- Sex Assault where suspect was over served at local bar(s)
- Home Invasion where subject had just left a bar, resulting in death
- Aggravated Assault with a knife

(Cont.)

See tab “Bar Related Incidents of Note” in Draft Ordinance Manual

Examples of Alcohol Related Impacts

(Cont.)

- Aggravated Assault occurring in front parking lot of the bar
- DWUI where serving establishment was crashed into after subject left the bar
- Fight involving three subjects in the alley just leaving bar
- 2 fights in one night at the same bar - one involved the bartender being cited
- 2 DWUI's in same day where the same bar was the serving establishment
- 11 Noise Complaints on same bar within a number of months

See tab "Bar Related Incidents of Note" in Draft Ordinance Manual

2016 Alcohol Involved Statistics

Domestic Violence:
Statewide:

50.26%

Sheridan County:

63.01%

Assaults:
Statewide:

55.88%

Sheridan County:

92.86%

Felonies:
Statewide:

17.56%

Sheridan County:

29.63%

Resisting Arrest:
Statewide:

64.47%

Sheridan County:

100%

2016 Alcohol Involved Statistics

Misdemeanor:
Statewide:

76.75%

Sheridan County:

91.35%

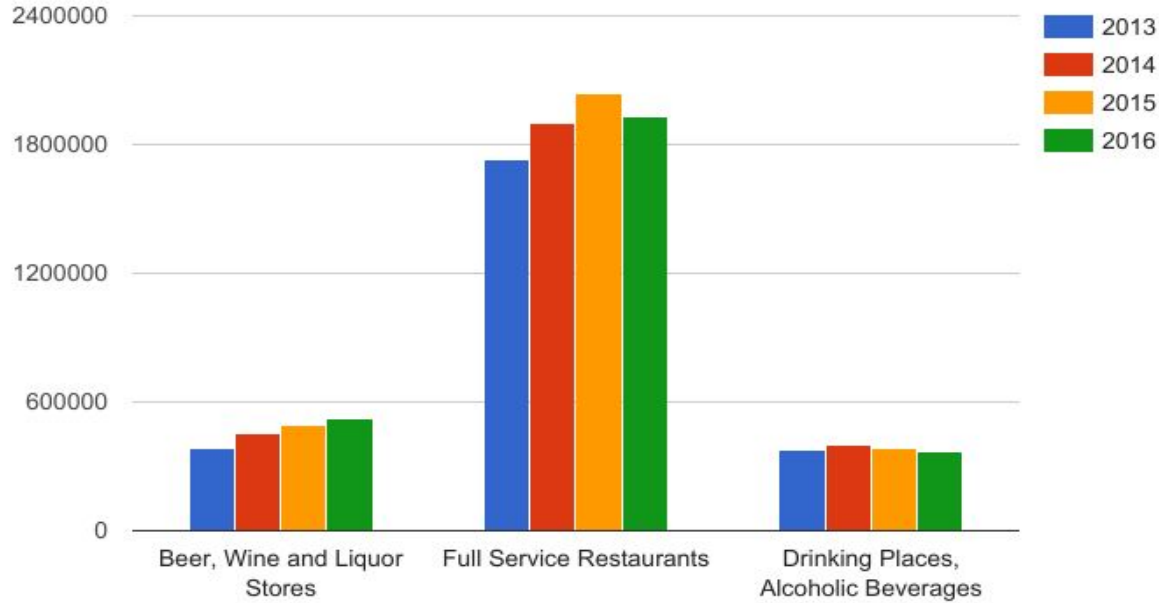
Total Offenses:
Statewide:

57.01%

Sheridan County:

73.46%

Calendar Year Comparison Alcohol Related Categories



Tax Revenue Comparison

Proposed Ordinance Improvements

Six Primary Changes

- More efficient approval of alcohol related permits
- Adoption and clarification of Newly Enacted State Liquor Requirements
- Beverage Server training
- License issuance procedure/process
- Operational plans and standards for Liquor Licensees
- Topsy Taxi

Efficient Approval of Alcohol Related Events

- Full Administrative approval with option of Council review
- Permits impact beyond the proposed area
- Appeal process if denied
- Three (3) week prior submission, 2 week provision
- Fees

Adoption and clarification of Newly Enacted State Liquor Requirements

- Hours of operation - 6 am to 2 am
- 10 pm Rule applying to restaurants, Dispensing Rooms, no minors in bars
- Limousines and
- Charter Buses may have alcohol
- Adopts Wyoming State Statute in absence of Ordinance

Beverage Server Training

- Beverage server training
 - Required within 90 days of hire
- No consuming while selling
 - May not be under the influence or consume while selling

License Issuance Procedure/Process

- Adopted from Resolutions
 - 12-08
 - 47-14

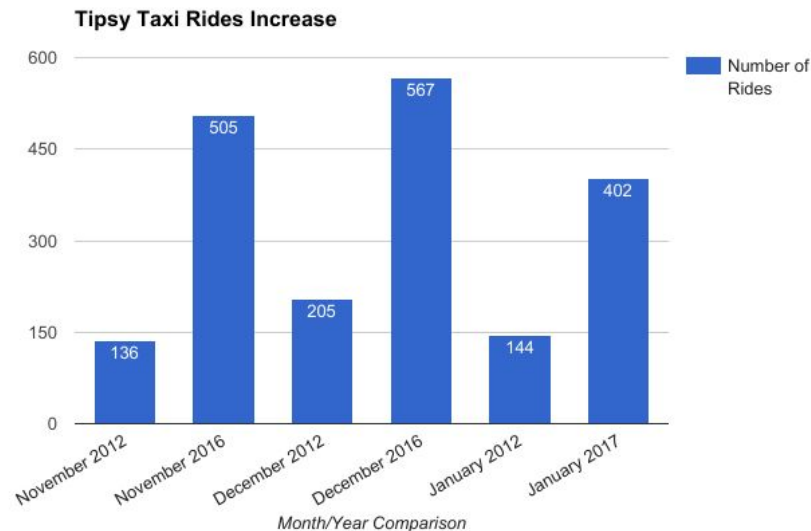
See tabs “Resolution 12-08” and “Resolution 47-14” in Draft Ordinance Manual

Operational Plans & Standards for Liquor Licensees

- Operational Plan -
 - Similar to existing process for getting a license
- Category 1 Standards
- Category 2 Standards
- All of these are based upon “Best Practices”
 - See tab MAPP in the Draft Ordinance Manual

Tipsy Taxi

- Average 400 rides a month
- Current “chit” system working
- Additional taxi company added
- Current Tipsy Taxi
 - \$45k and growing
 - Liquor Dealers raised \$6k
 - 2017 Budget \$24k



Tipsy Taxi - Funding Possibilities

- Charge all licenses Taxi fee
- Fund from 1 cent
- Reduce service times
- Eliminate

- Change name to “Safe Rides”

Next Up

Public Outreach

Sheridan Liquor Dealers Association

Chamber of Commerce

Public in general

Any other Requests we can oblige